

HOME TYPE TRACTION DEVICES

Cervical Traction System™

- New weight bag holds water for patient adjustability.
- System contains a coal cervical roll, adjustable head harness and weight bag that holds water.
- Helps restore proper cervical curve.
- Effective, affordable & convenient.

Description

081950 Cervical System

Economy Overdoor Cervical Traction Kit

Description

053111 Overdoor Cervical Traction Kit

Saunders Cervical Hometrac®

- Features moveable and adjustable neck pieces, adjustable extension foot allowing for additional angles of 20 to 25 degrees, calibrated gauge promoting consistency in treatment and a pressure relief valve limits force to 50 lbs.

Description

053015 Saunders Cervical HomeTrac®

Saunders Lumbar Hometrac®

- Patented pneumatic pump provides up to 200 lbs. of force.
- Includes belts, instructional video and user's guide.

Description

053025 Saunders Lumbar HomeTrac®

Supine C-Trax™

- Designed for optimal supine positioning and comfortable intermittent traction force.
- Using any door frame, it is quickly and easily set up; positioning into cervical flexion or extension is also as effortless.
- To securely hold the cervical halter, the uniquely designed spreader bar eliminates the common problem of slippage.

Description

050317 Overdoor Cervical Traction Kit

Supine C-Trax TMJ™

Description

050318 Supine C-Trax TMJ™



081950

A convenient, effective and affordable solution which aids in restoring proper cervical curve.



053111

Kit contains everything needed for patient-administered flexion or extension cervical traction.



053015

Provides traction in a natural relaxed position at a 15 degree angle. Self-contained home cervical traction device that directly replicates clinician cervical traction. Hand-held pump incorporates easy-to-use device for delivering traction.



053025

Folds to only 23" x 24" x 3" and weighs only 16 lbs. for easy storage and portability. Friction-free surface ensures smooth motion.



050317

Allows the clinician a choice of intermittent or static distraction.



050318

Allows the clinician a choice of intermittent or static distraction.

PATIENT EDUCATION

Foam Roller Techniques

Title

050017 Foam Roller Techniques

For Your Back

- Thoroughly covers back facts, simple anatomy, and causes and treatments for the most common types of back problems.
- Written to accompany The Back Care Program.

Description

053051 For your Back

For Your Neck

- Use alone or as the companion manual to the Neck Care Program.

Description

053052 For Your Neck

Treat Your Own Back™

- Illustrated, soft cover, 100 pages
- Easy-to-read book contains updated content, new photos, and numerous pages of education and clinically proven exercises.

Description

053049 Treat Your Own Back™

Treat Your Own Neck™

- Helps patients learn to relieve their problems and prevent recurrence of their symptoms in the future.
- 63 pages, illustrated and softcover.

Description


053048 Treat Your Own Neck™

Your Healthy Back

- Complete guide for back injury prevention.
- Great to accompany any of our back care videos.


Description

053053 Your Healthy Back



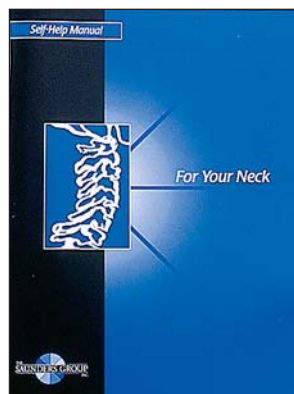
050017

Easy reference for self-massage using foam rollers.




053051

Written to accompany The Back Care Program or any of our video programs.




053052

Discusses common causes of neck injuries and preventive strategies.



053049

Maintain effective long-term back self-management with Robin McKenzie's completely revised 9th edition



053048

Offers a step-by-step system of education, awareness, exercise and prevention for common neck problems.



053053

CANES & CRUTCHES

Adjustable Folding Cane

Description

050061 Adjustable Folding Cane; 4', 8', to 6'4"

AeroCane™

- It has a light weight revolutionary design that creates a rocking movement when walking that creates a more natural and safer way to walk.
- This design is the result of specialized engineering and patent pending design.

Description

050448 AeroCane™

Bariatric Quad Cane

- Quad cane built with durable steel construction for maximum stability.
- 700 lbs weight capacity.

Description

050063 Small Base Steel Cane
050064 Large Base Steel Cane

Quad Cane

- Allows for proper fit with right or left-hand use.
- 250 lbs weight capacity.

Description

050053 Small Base
050054 Large Base



050061

Easy to adjust and fold for storage.



050448

The specially designed AeroCane redefines the standard for walking canes.



050063



050064



050053



050054

Durable, safe designs.



050050

Wooden canes are constructed of traditional hardwood that is urethane-coated.



050105

Patient height guide on crutch for easy accurate adjustment.



051532

Features a large, stable underarm cradle for security and strength.

Wooden Canes

Description

050050 Men's Wooden Cane
050051 Women's Wooden Cane

Quick-Adjust Crutches

- Push-handle lock for quick hand grip adjustment.
- Push-button height adjustment and patient height guide allows the crutch to be fitted to the proper user height in 1" increments.
- Lightweight anodized aluminum and contoured handgrips.

Description

050105 Junior; 4'6" to 5'2"
050106 Adult; 5'2" to 5'10"
050107 Tall Adult; 5'10" to 6'6"

Millennial Crutches

Description

051532 short 4'6" to 5'7"
051533 tall 5'8" to 6'7"

CANES & CRUTCHES (CON'T)

Forearm Crutches

- Features vinyl-coated 1" solid aluminum cuffs, cushioned vinyl hand grips and extra large crutch tips.
- Height adjusts to center of handle, 28" to 37".

Description

050110	Junior Forearm Crutch; Pair
050111	Adult Forearm Crutch; Pair
050112	Tall Adult Forearm Crutch; Pair

Millennial Forearm Crutch

- Sold in pairs.
- Short - 3'6" to 5'2"
- Tall - 5'3" to 6'4"
- Molded as one piece to eliminate rivets.
- It's spring assist/shock absorption foot absorbs the impact and reduces stress to joints and muscles.
- 400 lbs weight capacity.

Short Description

050007	Available in Red, Blue or Gray
--------	--------------------------------

Tall

050008	Available in Red, Blue or Gray
--------	--------------------------------

Bariatric Crutches

- Large double push buttons allow for height adjustments in 1" increments.
- Crutch frame offers durable steel construction.
- 1000 lbs weight capacity.

Description

050142	Junior Forearm Crutch; Pair
050143	Adult Forearm Crutch; Pair
050144	Tall Adult Forearm Crutch; Pair

Crutch-Mate Pads

- Made from a unique high glycerin gel designed to prevent hard spots.
- Pads will help prevent friction, reduces chance of skin breakdown and will provide long lasting comfort.

Description

050020	Crutch-Mate Arm Pad
050021	Crutch-Mate II Arm Pad
050022	Crutch-Mate Hand Grip

Replacement Accessories

Arm Pads Description

050121	Arm Pads
--------	----------

Hand Grips

050125	Split Style
050126	Closed style

Replacement Tips

050108	Crutch tip pair 3/4" X 2 7/8"
050109	Crutch tip pair 3/4" X 1 7/8"



050110

Easy to adjust and provides comfortable support.



050007

Unique cuff with a V design for easy entrance and firm hold for hands free use.



050144

Contoured underarm design and patient height guide on crutch for easy adjustment.



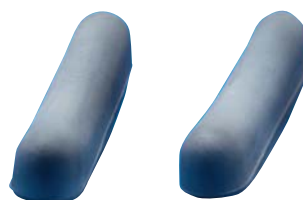
050020



050021



050022



050121

Adds comfort to armrests.



050125

Padded to keep hands and wrists comfortable.



050126

Padded to keep hands and wrists comfortable.



050108

Helps grip the surface and absorb shock.



050200

For patients with limited or no dexterity in one arm or hand. Tri-level hand grips provide support when rising from a seated position.



050210

Light and easy to lift and maneuver, with anti-rattle silencers for quiet operation.



050218

Ergonomic release paddles make it easy to open and close the walker.



050225

Features a flip-up seat with a built-in handle, flexible backrest, ergonomic dual paddle folding mechanism and handbrakes.



050226



050191

Easy-to-operate ergonomic hand brakes that lock rear wheels for security.

WALKERS

Adult Hemi Walker/Sidestepper

- Extra hand grip provides ease in folding and wider base provides more stability than a quad cane.
- 14.75" to 17.75" width at high height setting and 12.25" to 16.5" width at low height setting.

Description

050200 Adult; Fits Users From 5'3" to 6'4"

Dual Release Walker

- Features a wide, deep frame with many height adjustments, lower side brace for added stability and PVC hand grips.
- Overall depth of base: open (adult): 17.5", open (junior): 16.5", folded: 4".

Description

050210 Adult; Fits Users From 5'3" to 6'4"

050215 Junior; Fits Users From 4'4" to 5'7"

Heavy-Duty Dual Release Adult Paddle Walker

- Light, easy to lift and maneuver and folds easily for transport or storage.
- Overall depth: open: 17.5", folded: 4".
- 400 lbs weight capacity.

Description

050218 Adult; Fits Users From 5'3" to 6'4"

Rollite™ Rollator

- Folds into compact unit for storage and transport.
- Overall depth: open: 24", folded: 7".
- Height adjustment: 32" to 36".
- 250 lbs weight capacity.

Description

050225 Rollite™ Rollator

Options

050226 Basket; 10 lb. Capacity

Three-Wheel Rollator

- Easy to operate ergonomic hand brakes.
- Indoor/outdoor solid rubber wheels.
- Tote Bag and basket with food tray standard and attach easily to the frame.
- Patient height 5'3" to 6'0".
- Weight capacity 295 lbs.

Description

050191 Three-Wheel Rollator

WALKER ACCESSORIES

Accessories

- Mounts easily with snap hooks onto all folding and rigid walkers.
- Can be installed on the outside or inside of walker.

Basket	Description
050220	Walker Basket; 5 lb. Capacity

Court-Side Glide Brakes	Description
050280	Court-Side Glide Brakes; 300 lb. Capacity

Fixed Wheel Attachments	Description
050221	3" Single with Rear Glide Tips
050223	5" Single with Rear Glide Tips

Platform Attachment	Description
050193	Platform Attachment; 300lb Capacity

Swivel Wheel	Description
050222	3" with 13" Cambered SureGlide™ Brakes
050224	5" with Rear Glide Tips
051540	3" with Rear Glide Tips

WHEELCHAIRS

Basic Wheelchair

- Lightweight with 250 lb. Capacity.
- Desk length arm rests and swing away foot rests.
- Call for other sizes and styles.

Description	Description
050157	16" D x 18" W; Seat

HeavyDuty Wheelchair

- 450 lb. capacity
- Desk length arm rests and swing away foot rests.
- Call for other sizes and styles.

Description	Description
050158	18" D x 22" W; Seat

Transport Wheelchair

- Designed for safe, efficient patient transport.
- Additional sizes available.

Description	Description
050159	16" D x 18" W; Seat



050220

Walker basket sold separately. Longer lasting than fixed tennis balls.



050221

Wheels roll freely and quietly over smooth clean surfaces.



050223



050193

Thick, vinyl-covered pad with heavy-duty Velcro® strap for adult and junior walkers.



050222

Swivel wheels allow the walker to turn in a complete circle.



050224

051540 and 050224



050157



050158



050159

WHEELCHAIR ACCESSORIES

Gel/Foam Flotation Cushion

- Cushion is covered with grey velour

Dimensions

051625 16" x 18" x 2"

HealthSmart™ Contoured Seat Cushion

- Foam with a gel center provides maximum pressure relief
- Supports upright seating posture
- The nylon mesh cover increases air circulation to keep the user cool
- Contoured cushion molds to the shape of the body for optimal comfort
- Great for the home, office or travel
- Fits wheelchairs, transport chairs, office chairs and more
- Latex free

Description

051624 Black

Polyfoam Wheelchair Cushion

- Offers soft, even support for maximum comfort and weight distribution
- Constructed of highly resilient polyurethane foam
- Removable, machine washable, Navy polyester/cotton cover

Dimensions

051622 16" x 18" x 4"

051623 16" x 18" x 3"

HOME PEDAL EXERCISERS

Deluxe Exerciser

- Used for upper or lower body exercises at home, the office or while traveling.
- Automatic, multi-functional electronic monitor with LED display.

Description

050131 Deluxe Exerciser™

Standard Exerciser™

- Wrap-around foot straps.
- Comes completely assembled with retail or standard packaging.
- Extremely lightweight: 5 lbs.

Description

050129 Standard Exerciser™

Magneciser™

- Quiet Magnetic, Bi-directional resistance system.
- Comes with a fully automatic 5 function digital display showing, speed, elapsed time, calories, distance and scan.
- Adjustable base for stability and storage.
- Small and portable.

Description

050130 Magneciser™



051625



051624



051622



050131

Quick dial with variable resistance.



050129

Perfect for any type of rehabilitation.



050130

For Upper and Lower Body exercises.

GAIT TRAINING

Pediatric Lite Gait®

- Promotes proper posture, balance, coordination, trunk and lower extremity strength and endurance required for standing and walking.
- Pediatric Lite Gates are also available with a 27" or 30" base.

Description

050760	Pediatric Lite Gait® Walkable 25" Base
050761	Pediatric Lite Gait® Walkable Tall 25" Base

With Built-in Lift

050762	Pediatric Lite Gait® 25" Base
050765	Pediatric Lite Gait® 27" Base
050768	Pediatric Lite Gait® 30" Base

Pneuwalker™

- Mobility Trainer
- User-friendly, digital control allows for precise unweighting.
- Max lift weight 300 lbs.
- Width adjustable to go through doorways or over treadmills.
- Unweights unilaterally to address hemiplegic conditions.
- Onboard pneumatic compressor with rechargeable battery that runs up to 12 hours on a single charge.
- Adjustable handlebars swing out of the way for easy access and patient transfer.
- Allows a solo clinician to lift and transfer patients.
- Patented 3-in-1 Abilities Vest with adjustability for posture and gait.

	Inside Width	Outside Width	Height
050405	22"-38.5"	26.5"-42.5"	59.5"-73.5"

DINING ASSISTANCE

Dycem®

- Effective anti-slip material.
- Can be cut to any size and is malleable so it can be fitted around various objects.
- Comes in yellow, red, blue, black, white, and forest green.
- Grips on both sides to prevent movement.

Description

050781	8" X 10 yd. roll
050782	8" X 6 1/2 ft.

Plate Guards

Clear Polycarbonate	Size	Plate Diameter
051090	Small	6" to 8"
051091	Large	9" to 11"

Stainless Steel

051089	Large	9" to 11"
--------	-------	-----------



050760




050405

Pneuwalker™ offers freedom from the fear of falling for both the patient and the therapist. On the PneuWalker™ the patient can experience natural movement while working vertically on proper gait patterns.



050781

Ideal for providing support, stability and confidence during everyday activities.



051090

Clear polycarbonate features an internal "V" groove that attaches to the rim of the plate.



051089

Stainless steel features (3) spring action clips to secure the guard to the plate.

Utensils and Accessories

Misc. Utensils	Description
051107	Rocker Knife
051108	Meat Cutter Knife

Soft B-U™ Handle

051101	Fork
051102	Knife
051103	Teaspoon
051104	Tablespoon
051105	Set of 4 (Fork, Knife, Teaspoon and Tablespoon)

Soft Touch Bendable

051096	Fork
051097	Knife
051098	Teaspoon
051099	Tablespoon
051100	Set of 4 (Fork, Knife, Teaspoon and Tablespoon)

Utensil Holders

051020	Beige; Small/Medium; 3.5" to 4.25"
051021	Beige; Large/X-Large; 4.25" to 4.75"
051022	Navy; Large/X-Large; 4.25" to 4.75"

Weighted Utensils

Keatley™; Stainless Steel	Description
051114	Keatley™ Fork
051115	Keatley™ Knife
051116	Keatley™ Teaspoon
051117	Keatley™ Soupsoon

Weighted Utensils

051118	Tablespoon
--------	------------

Weighted Utensils (1 Place Setting of 4)

Weighted Utensils	Description
051119	Set of 4 (Fork, Teaspoon, Knife and Soupsoon)



051107

Rocker Knife allows food to be cut with a "rocking motion" for those with the use of only one hand.



051108

Meat Cutter Knife has a curved blade that allows for a rocking motion to facilitate cutting.



051101-051105

051096-051100



051020

Utensil Holder has a utensil pocket. Adjusts by a velcro hook and loop closure with D-Ring thumb loop.

DRESSING AIDS

Button Aids

- Specially formed stainless steel wire loop goes through the clothing eyelet and secures the button to allow it to be pulled back through the eyelet.
- Zipper Aid models have a small 5/8" brass plated hook to pull zipper.

Description

051146	Rubber Grip Button Aid
051147	Button Hook with Texture Grip
051149	Jumbo Loop Button Aid

With Zipper Aid

051152	Button Aid/Zipper Aid
051153	Rubber Grip Button/Zipper Aid
051155	Jumbo Loop Button/Zipper Aid

Dressing Stick

- Makes dressing and retrieving items easier for those with limited range of motion.

Description

051041	Economy Dressing Stick
--------	------------------------



051152
5/8" wooden handle and overall length is approximately 7.75".



051153
Plastic vinyl grip contoured to fit the fingers.



051155
Can be used on almost any size button, large or small.



051041
Lightweight dressing stick that features a small C-hook at one end and a large, plastic-coated push/pull hook at the other.



051114



051119

DRESSING AIDS (CON'T)

Foot Socker

– Foot Socker provides assistance when donning your socks.

	Description
050006	Foot Socker

Shoe Laces

	Description
051174	Coiler: One Pair; 54" Length
051175	Elastic; One Pair; 24" Length

Shoehorns

– Allows patient to put shoes on without bending or reaching.

Plastic	Description
051159	16.25" Length
051160	18" Length
051161	23" Length

Specialty	Description
051167	Spring Action Shoehorn
051168	18" Easy Slider Shoehorn
051169	24" Easy Slider Shoehorn

Stainless Steel	Description
051163	18" Shoehorn
051164	24" Shoehorn



051159

Shoehorns can be used for pulling up socks.



051167

Spring Action Shoehorn



051168

Easy Slider Shoehorn



051163

Stainless Steel



050004



050840



051043



051044

Sock Aids are perfect for those with limited hand function or back problems, wheelchair users, or those recovering from hip or knee surgery.

Sock Aids


	Description
050004	Terry Covered Sock Aid-with foam grips
050840	Easy-on/Easy-off Sock Aid Kit
051043	Formed Sock Aid with foam grips
051044	Economy Sock Aid

Zipper Pulls

	Description
051157	Clear Zipper Pull; (3)/Pkg.
051158	Ring Zipper Pull; (3)/Pkg.



050006



051174

Coiler Shoe Laces eliminates the need of tying shoelaces. Fits all shoe sizes.



051175

Elastic Shoe Laces for those who require better support.



051157

Assist in closure of zippers for persons with limited finger grasp.



051158

PATIENT ASSIST

Bed Pull-Up

- Arms can be looped through the rungs.

Description

050910 Bed Pull-Up

Gait/Transfer Belt

- Helps prevent caregiver back injuries and assists in safe transfer or ambulation of patients.

Description

027470 54" Length

027471 72" Length

Hip Kits

- The Basic Hip Kit includes sock aid w/foam handles, 2 pair each of black and white elastic shoe laces, 32" helping hand reacher, 27" dressing stick, 24" stainless steel shoehorn and a long handle bath sponge.
- The Econo Hip Kit includes 27" helping hand reacher, sock aid w/foam handles, 27" dressing stick, 16 1/4" plastic shoehorn and a long handle bath sponge.

Description

050930 Basic Hip Kit

050931 Econo Hip Kit

Leg Lifters

- Loop is placed around the foot or cast and can be re-positioned by the user.

Description

	Size	Color	Length
050907	Regular	Navy	42"

Overbed Table

- 1.5" casters ensures smooth mobility of the table in any direction.
- Tabletop dimensions: 15"W x 30"L

Description

	Length	Width	Height
051800	30"	15.5"	29"-45" USE

Reachers

- Trigger operated lightweight aluminum reacher.
- Non-slip low jaw for added gripping power.
- Magnet is imbedded in the rubber tip at the front.

Description

050900 32"; Reacher

050901 27"; Reacher



050910

Extra long webbing is provided to attach to the bed legs at the foot of the bed. Heavy duty cotton webbing with (4) rungs of a ladder to assist those with limited hand strength, to pull themselves upright in bed.



027470

Feature nickel-plated buckles that reduce friction on the webbing for durability and maximum strength.



050930

Basic hip kit offers the most recommended ADL items for patients recovering from hip surgery.




050907

Reinforced webbing with metal rod will extend the user's reach to assist in lifting one leg at a time.



051800

Light upward touch on patented spring loaded locking handle allows table to elevate freely and a light downward touch on table top locks table in position. Unique "U" base design permits use with chairs.



050900 and 050901

All reachers feature magnets at the tip to assist in picking up metal objects.

BATHROOM SAFETY

Economy Shower Chairs

- For individuals who require seating support when bathing or showering.
- Adjustable height chair: 19"W x 13"D x 14.25" to 21.5"H; (8) height adjustments in 1" increments.
- 250 lbs weight capacity.

Adjustable Height	Description
051122	Without Seat Back
051123	With Seat Back

Transfer Bench

- Features textured, non-slip seat with drain holes, non-rusting, anodized frame, built-in soap dish and hand-held hower holders.
- Has (9) height adjustments in 1/2" increments.
- 400 lbs weight capacity.

	Width	Depth	Height
051125	33.25"	18"	18"-22.5"

COMMODOES/TOILET SEATS

All-in-One Commode

- Features a splash shield, snap-on seat with pail and lid, external leg extension with (7) height adjustments in 1" increments and a removable backrest.
- 300 lbs weight capacity.

	Description
051110	All-In-One Commode

Bariatric Commode

- Offers strength and comfort with extra wide seat and durable steel frame.
- 650 lb. Capacity

	Base	Seat Width
050979	36" x 27 3/4"	25" - 29"

Drop-Arm Commode

- Features armrests for added comfort, anti-rattle collar for less noise and angled legs for added stability that adjusts in 1" increments and large clamp-on seat, lid, upholstered backrest.
- The lever operates simply, by pushing to release or lifting to lock.
- 250 lbs weight capacity.

	Description
051111	Commode with Drop-Arm

Raised Toilet Seat with Arms

- Features non-skid pads to prevent the seat from slipping and rear seat wings for more secure attachments.
- Ample depth of front recess makes hygiene performance more convenient.
- 250 lbs weight capacity.

	Description
051113	Raised Toilet Seat with Arms

Raised Toilet Seat without Arms

- 300lb capacity.

	Width	Depth
051203	15.8"	16.5"



051122 & 051123

Features drain holes, ergonomic handles on seat and non-marring, non-slip rubber tips.



051125

Ergonomically shaped, reversible backrest accommodates right or left transfers and snaps in and out easily without tools.



051110

Armrest for added comfort, angled legs for stability, non-skid rubber tips for safety and an anti-rattle collar that reduces noise. Use as a toilet safety frame, a raised toilet seat or outside the bathroom as a stationary commode.



050979



051111

Helps accommodate transfers in restricted or confined areas.



051113

Clamp-on locking mechanism tightens easily with one hand. Features a contoured seat for internal rotation of hips.

SCRUB SPONGES/BRUSHES

Long Handle Scrub Brush

- 22" length handle with soft foam sponge.

	Description
051769	Rounded Long Handle Scrub Brush
051770	Contoured Long Handle Scrub Brush

MOISTURE PROTECTION

SEAL-TIGHT® Original

- Latex-free, easy to apply and guaranteed to last the life of the cast.
- Improves hygiene - by keeping cast and skin dry reducing potential infections.
- SEAL-TIGHT® Original comes in adult and pediatric sizing.

	Size	Length
050677	Pediatric Small Arm	11"
050678	Pediatric Medium Arm	18"
050679	Pediatric Large Arm	28"
050680	Pediatric Small Leg	11"
050681	Pediatric Medium Leg	18"
050682	Pediatric Large Leg	31"
050669	Adult Hand	11"
050670	Adult Short Arm	22"
050671	Adult Long Arm	39"
050672	Adult Short Leg	23"
050673	Adult Long Leg	42"
050675	Adult Short Leg Wide	23"
050676	Adult Short Arm Wide	22"
050674	Foot/Ankle	11"



051769
Long handle provides extra reach.

SEAL-TIGHT® Sport

- Latex-free, easy to apply and guaranteed to last the life of the cast.
- Improves hygiene - by keeping cast and skin dry reducing potential infections.
- SEAL-TIGHT® Sport comes in adult and pediatric sizing.

	Size	Length
050663	Pediatric Arm	19"
050664	Pediatric Leg	25"
050665	Adult Short Arm	21"
050666	Adult Long Arm	33"
050667	Adult Short Leg	24"
050668	Adult Long Leg	40"

SEAL-TIGHT® Protector

- Superior protection - keeps moisture from penetrating bandages.
- Latex-free, watertight seal - protects without taping.
- Reusable and available in three sizes.

	Size	Circumference
050660	Small	7-10"
050661	Medium	10-15"
050662	Large	15-22"



050663

050664

050665

050666

050667

050668

Latex-free, watertight seal is perfect for active youngsters and adults. Easy to use and safe for water sports, whirlpools or hot tubs. No straps, tapes or pumps.

patient care



050678

050681

050670

050671

050672

050673

050675

Watertight seal - flex-seal rubber diaphragm slips easily over the cast or bandage. Provides a comfortable, yet squeeze-tight fit to keep moisture out while patients shower or bathe. No tapes, straps or pumps!

PATIENT LIFTS

ApexLift® Electric Patient Lift

- Built-in manual crank lift allows it to function continuously during emergency situations
- 400lb weight capacity.

Description

051055 ApexLift® Electric Patient Lift

ApexLift® Hydraulic Patient Lift

- Features extended (6) point spreader bar for patient comfort and foot operated leg opening
- 400lb weight capacity.

Description

051056 ApexLift® Hydraulic Patient Lift

ApexLift® Bariatric Electric Lift

- 600 lb Electric Patient Lift
- High lifting elevation while lifting from floor.
- Low base and footpedal base opening.

Description

050428 Bariatric Electric Lift

ApexLift® Accessories for Patient Lifts

Options Description

051057 Load Cell Weight Module

Sling Options

050014 Universal Sling Mesh Split Leg; Large
 050019 Universal Sling with Head Support, Mesh; Small
 050032 Universal Sling with Head Support, Mesh; Large
 050033 Universal Sling Deluxe Padded Split Leg; Medium
 050034 Universal Sling Deluxe Padded Split Leg; Bariatric
 050035 Universal Sling Deluxe Padded Split Leg w/head support; Medium
 050036 Universal Sling Deluxe Padded w/head support; Bariatric
 050037 Pediatric Sling Padded, torso 18 to 28"
 050038 Toileting Sling Deluxe Padded; Bariatric
 051059 Universal Sling Mesh Split Leg ; Medium
 051060 Universal Sling Mesh split leg w/Head Support-medium
 051061 Universal Sling Deluxe Padded Split Leg w/Head Support; Small
 051062 Universal Sling Deluxe Padded Split Leg; Large
 051063 Universal Sling Deluxe Padded w/Head Support; Large
 051064 Pediatric Sling Mesh, torso 18 to 28"
 051066 Hammock Sling Deluxe Padded; Large
 051067 Toileting Sling Deluxe Padded; Small
 051068 Toileting Sling Deluxe Padded; Medium
 051069 Toileting Sling Deluxe Padded; Large



051055

Compact construction for easy maneuvering, extended (6) point spreader bar for maximum patient comfort and foot operated leg opening. Lift from floor onto bed in one operation.



051056

Ergonomically designed for easy maneuvering, lift from floor onto bed in one operation.



050428

Bariatric Patient Lift with the perfect combination of patient safety, weight capacity and maneuverability.



050014

Universal style is easy to apply when user is in a chair because of cut out and split legs.

ApexLift® Stella Electric Stand Assist Lift

- 400 lb Stand Assist Lift
- Quick, safe and comfortable transfers.
- Small platform for ease of use.

Description

050426 Stella Electric Stand Assist Lift

Stand Assist Slings

- 050429 Deluxe Padded Small 400lb (torso 26"-42")
- 050430 Deluxe Padded Medium 400lb (torso 29"-48")
- 050431 Deluxe Padded Large 400lb (torso 36"-60")
- 050432 Deluxe Padded X-Large 600lb (torso 59"-79")
- 050433 Buttocks Support Strap for Stand Assist 400lb
- 050434 Buttocks Support Strap for Stand Assist 600lb

ApexLift® Stella 600 lb Stand Assist Lift

- 600 lb Bariatric Stand Assist Lift
- Quick, safe and comfortable transfers.
- Higher Speed Actuator

Description

050427 Stella 600 lb Stand Assist Lift



050426

Ultimate Solution for worry free patient transfers between bed, chair, or commode.



050427

Heavy gauge steel for years of trouble free service.

Invacare Full Body Replacement Slings

- Mesh or Solid Padded Fabric
- With or Without Commode Opening

Mesh Description

- 050436 Medium 450 lb
- 050437 Large 450 lb
- 050441 XX Large 600 lb

Mesh w/ Commode

- 050438 Medium 450 lb
- 050439 Large 450 lb
- 050440 X Large 450 lb
- 050442 XX Large 600 lb

Solid Padded

- 050443 Medium 450 lb
- 050444 Large 450 lb
- 050445 X Large 450 lb



050436
Full Body Sling